



# GW ACCORDION

DESIGNED ONLY FOR USE ON KURYAKYN GOLD WING LUGGAGE RACK

**FLAT STORAGE:** The Accordion bag is collapsible and can be zipped unto a flat closed package. Store it in your trunk or saddlebags for those emergencies when you need additional cargo space. This bag holds an incredible amount of soft items.

**TIE-DOWN HOOK AND LOOP STRAPS:** Your Accordion bag is specifically designed to be used on the Kuryakyn aftermarket luggage rack for the Gold Wing. There are 6 hook & loop tie down straps strategically located to secure the bag to the luggage rack. All 6 straps must be tightly hooked around the luggage rack so the bag is secure and cannot be moved left & right and forward & backward. There are 2 sets of dual tie down straps (total of 4 straps) overlapped and sewn together located on the front of the bag. On each side of the front of the luggage rack there is a vertical post that attaches the rack to the trunk lid. **Tightly** overlap and hook one strap set around the horizontal rack rail on the right and one strap set around the horizontal rack rail on the left of each vertical support as shown in the adjacent drawing. After the first 4 sets of straps are tightly connected, **tightly attach** the remaining 2 side straps around the side rails of the luggage rack. Because of the specific tie down strap design and locations, this bag is not recommended for use on any other luggage rack. If your tie down straps do not thoroughly overlap and tightly attach around the rack, do not use this bag. Use good rider judgment - you are responsible for making sure your T-Bag is mounted tight with all 6 hook & loop straps securely connected.

**WARNING: All straps must be securely connected to the luggage rack so the bag cannot shift position. Failure to follow these mounting instructions or improper use of this bag may result in a dislodged bag and cause loss of valuables and may cause serious or fatal injuries.**

## ATTENTION

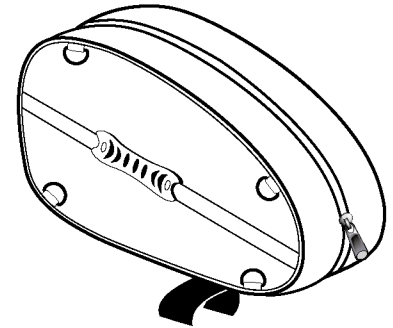
- For added rain cover security, lace the tie down straps through the 4 rain cover holes marked with reflective stripes (mount the rain cover with reflective logo to the rear).
- If rain cover is damp, thoroughly dry before storage to avoid mildew.
- AVOID PAINT DAMAGE - Don't ride with this bag against plastic or painted surfaces such as spoilers.
- Always remove this bag before fully opening your trunk lid.
- Load only in compliance with your owner's manual.

If you have any questions about how to properly attach this bag, **before riding**, call us for information at (800) 957-6288 within continental United States and Canada and (714) 957-6288 from other locations.

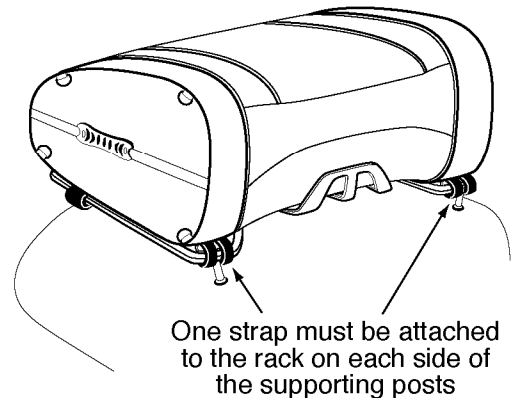
When purchased through an authorized T-Bags dealer, this product is warranted to be free from all manufacturing defects in materials and workmanship for the normal life of the product. This Lifetime Warranty does not cover damage resulting from abuse, neglect, improper use, common carrier damage or normal wear and tear. T-Bags, its distributors and dealers issue no warranty and assume no liability for damage caused by use of this product other than as recommended.

REV. 11/17/08

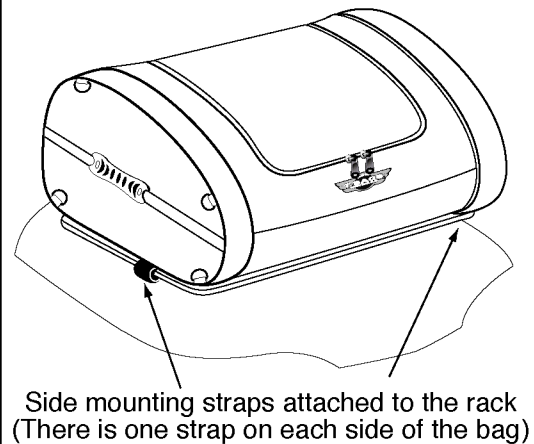
## GW ACCORDION BAG - CLOSED



## MOUNTING THE BAG



## FRONT MOUNTING STRAPS



## SIDE MOUNTING STRAPS